

10" - 14 gauge spun aluminum ball  
gold anodized

Double sheave truck, cast aluminum  
revolving, non-fouling type

1 Swivel snap with covers  
per halyard

1 Set of halyards: #10 poly

### Model ECH50

1 - 9" Cast aluminum cleats

Aluminum flash collar

3000 PSI concrete

Hardwood wedges  
(supplied by others)

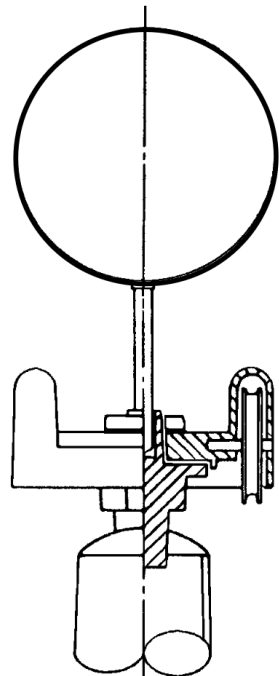
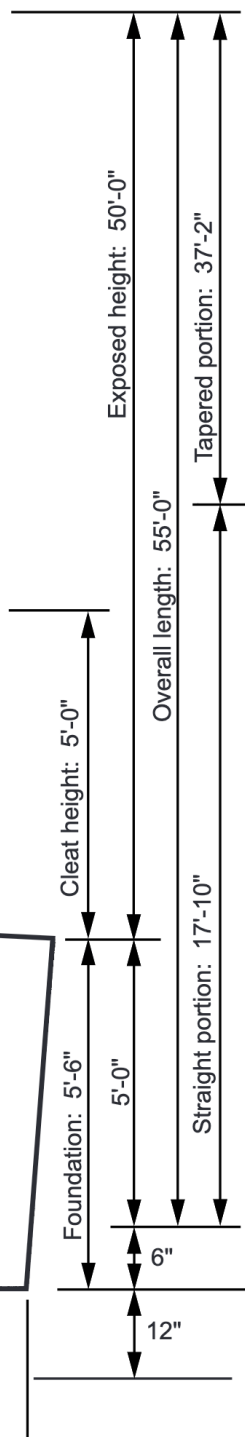

Dry sand tightly tamped  
after aligning pole

Foundation sleeve - 16 ga  
hot dip galvanized steel

Steel centering wedges

1/4" Steel base plate

1/4" Steel support plate  
welded to grounding spike



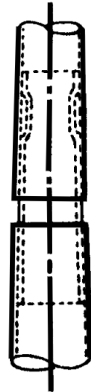
#### Truck Detail

Revolving, non-fouling truck  
Cast aluminum body  
Stainless steel ball bearings  
Nylon sheaves  
Cast aluminum spindle

All shafts with overall  
length of more than  
38'-6" are shipped in  
two sections.

Each section matched marked  
for field assembly. Exposed  
portion of jam sleeve must  
be **well lubricated** prior to  
assembly.

1-1/2" maximum shop  
gap allowed for field fitting  
(ram for tight joint)



Project:	Ground set tapered aluminum flagpole: ALLOY: 6063T6	FLAGS.COM	Date:
Location:	Exposed height: 50'-0"	Overall height: 55'-0"	1-800-858-8776
Architect:	Ship in 3 sections	Butt diameter: 10"	1395 NW 17th Ave #112B
Contractor:	Top diameter: 4"	Wall thickness: .312"	Delray Beach, FL 33445
Customer:	Finish: 100 grit polish		Job: