

Model EC35

- 8" - 14 gauge spun aluminum ball
gold anodized
- Single sheave truck, cast aluminum
revolving, non-fouling type
- 2 Bronze swivel snaps with covers
per halyard
- 1 Set of halyard: #10 poly

1 - 9" Cast aluminum cleat

Aluminum flash collar

3000 PSI concrete

Hardwood wedges
(supplied by others)


Dry sand tightly tamped
after aligning pole

Foundation sleeve -16 ga
hot dip galvanized steel

Steel centering wedges

1/4" Steel base plate

1/4" Steel support plate
welded to grounding spike



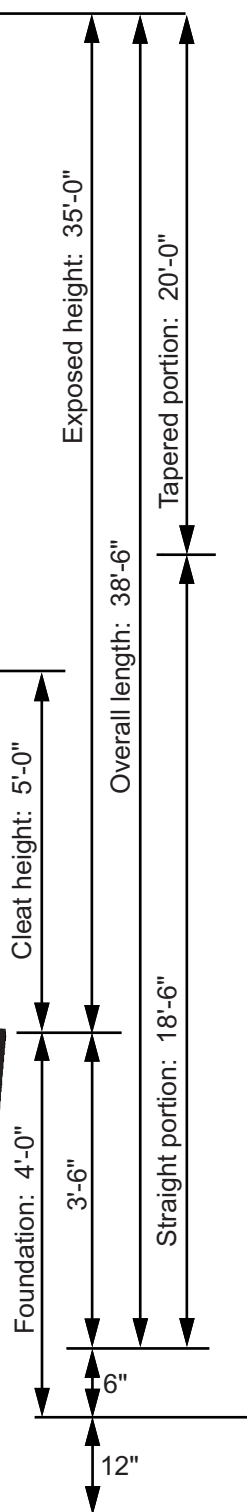
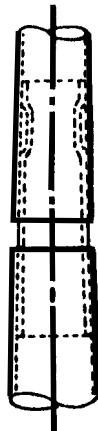
Truck Detail

- Aluminum body
- Stainless steel ball bearings
- Aluminum sheave
- Cast aluminum spindle

All shafts with overall
length of more than
38'-6" are shipped in
two sections.

Each section matched marked
for field assembly. Exposed
portion of jam sleeve must
be **well lubricated** prior to
assembly.

1-1/2" maximum shop
gap allowed for field fitting
(ram for tight joint)



Filename: EC35 single sheave_revolving truck.ai

Project:	Ground set tapered aluminum flagpole: ALLOY: 6063T6			FLAGS.COM	Date:
Location:	Exposed height: 35'-0"	Overall height: 38'-6"	1-800-858-8776		Revision:
Architect:	Ship in 1 section	Butt diameter: 7"	1395 NW 17th Ave #112B		
Contractor:	Top diameter: 3-1/2"	Wall thickness: .188"	Delray Beach, FL 33445		
Customer:	Finish: 100 grit polish				Job: